




ESTABLISHED IN 1959 CONSTRUCTION CHEMICALS



# Waterproofing Applications



# Contents

<b>Waterproofing of flat roofs</b> .....	<b>4</b>
Waterproofing of walkable roofs using hybrid waterproofing coating .....	4
Waterproofing of walkable roofs using cementitious elastic system .....	6
<b>Waterproofing of pools and tanks</b> .....	<b>7</b>
Waterproofing of pools using cementitious elastic system .....	7
<b>Waterproofing of underground walls</b> .....	<b>8</b>
Exterior waterproofing of underground walls .....	8
Interior waterproofing of underground walls .....	9
<b>Waterproofing of facades</b> .....	<b>10</b>
Waterproofing of vertical surfaces using waterproofing coatings with thermal insulating properties.....	10
<b>Auxiliary products</b> .....	<b>12</b>
<b>Other waterproofing products</b> .....	<b>13</b>
<b>Indicative applications of NEOTEX® waterproofing systems</b> .....	<b>14</b>
<b>Products chart</b> .....	<b>15</b>



NEOTEX® SA is constantly and successfully developing specialized waterproofing solutions. Thanks to its expertise and long experience, NEOTEX® is highly appreciated by the whole range of its customers, from the technical world to the end users. By providing accurate solutions with the use of the appropriate materials, NEOTEX® is established in the customers' consciousness as a company with reliability, knowledge and experience in the very broad field of waterproofing.

For the selection of the appropriate solution in terms of cost-efficiency, thorough inspection of the problem is needed, assessing the reasons of causing it and taking into consideration the different conditions of each case, in order to avoid future recurrences. NEOTEX® SA, having foreseen the market trends, utilized its expertise in waterproofing & insulation systems since 1959 and offers a full range of modern systems to meet any requirements of the today's construction sector.

The adequate waterproofing and insulation of all constructions are issues of great importance. The problems that stem from the insufficient and incomplete waterproofing - insulation or

because of poor technical maintenance, have an effect on the structures. When these appear, the poor quality of the air inside the rooms, the thermal discomfort, the increased humidity, are some of the major side effects. Thus, having a successful waterproofing, insulation and proper maintenance with NEOTEX® products, the structural elements of construction are protected by a remarkable way, therefore improving the quality of inhabiting.

The most common reasons of waterproofing problems are: manufacturing defects, improper application, improper use of materials during the construction, the maintenance, the repair and the expected natural deterioration of the construction.

Whenever waterproofing problems appear, we must mainly examine the source of the humidity, the path it follows, the form it appears in (vapor, liquid, condensation of water vapor), and the reason that cause it for instance capillary or other crack, water vapor, air pressure, gravity. In many cases, its existence is obvious and easily recognizable. But there are problems that are not visible so research to identify them is needed.

# WATERPROOFING OF FLAT ROOFS

The surface, the current conditions, the extent of the area, the future use etc., influence the way we treat the problem. Depending on each individual case we select the appropriate materials.

## WATERPROOFING OF WALKABLE ROOFS USING HYBRID WATERPROOFING COATING

### Neoroo®

#### Hybrid waterproofing coating for roofs (UV-curable) of high solar reflectance and emittance providing thermal-insulating properties

Hybrid, waterproofing coating for roofs with UV cross linking system. It is certified product, with high reflectance and total emittance providing thermal insulation. It forms a non-penetrating against moisture film with resistance to extreme low temperatures down to -35°C.



#### PROPERTIES & ADVANTAGES

- ▶ Hybrid waterproofing coating for roofs with thermal insulating properties.
- ▶ It creates a thin elastic watertight membrane for walkable rooftops with resistance to stagnant water.
- ▶ Cures with sunlight. After 2 days exposure to direct sunlight the film is no tacky even under high temperatures and simultaneously maintains its elasticity between -35°C and +85°C, offering excellent impermeability to water
- ▶ It covers capillary cracks and provides total protection against moisture
- ▶ It prevents the deposit of dust and pollutants, retaining the whiteness, thermal-reflectance properties and smooth surface
- ▶ Economic and easily applied with high spreading rate
- ▶ Water-based, one component, friendly to the end-user and the environment
- ▶ It contributes to the transpiration of the building, resulting to the dehydration of the interior areas and the improvement of the thermal conditions and comfort
- ▶ It reduces the surface temperature of the bituminous membrane, delaying the aging and combined with **Revinox®** stabilizes the slates blocking the immigration of bitumen



#### FIELDS OF APPLICATION

- ▶ Roofs made of concrete, cement boards, mosaic, cement slurries
  - ▶ Rooftops with resistance to stagnant water
  - ▶ Mineral bitumen membranes
  - ▶ Metallic surfaces
  - ▶ Next to and under photovoltaic panels, enhancing their efficiency
  - ▶ Air-conditioning tubes
  - ▶ New or old polyurethane waterproofing layers
  - ▶ Thermal-insulating polyurethane panels and polycarbonate panels
  - ▶ Glass surfaces
  - ▶ Galvanized metal sheets and bituminous membranes with aluminium sheet surface
  - ▶ Over old roofing made of asbestos
- (Upon some surfaces above, it is necessary to prime them with the appropriate each time primer, before **Neoroo®** application)

#### TECHNICAL CHARACTERISTICS

- ▶ Appearance: White, viscous liquid
- ▶ Density (ISO 8962): 1,30 g/cm<sup>3</sup>
- ▶ pH (ISO 1148): 8-9
- ▶ Coverage: 1,5-2 m<sup>2</sup>/kg for two coats (cementitious surface)
- ▶ 0,8-1 m<sup>2</sup>/kg for two coats (mineral bituminous membrane)
- ▶ 2,5 m<sup>2</sup>/kg (metallic surface)
- ▶ Drying time: 2-3 h (25°C)
- ▶ Dry to recoat: 24 h (25°C)
- ▶ Solar Reflectance (SR%): 91,8% (Visible: 400-750 nm)\*
- ▶ Total Reflectance (SR%): 88% \*
- ▶ Solar Reflectance Index (SRI): 111 (ASTM E1980-01)
- ▶ Total Emittance: 0,86 (ASTM E408-71)

\* (ASTM E 903-96), (ASTM G159-98)

**Packing:** 15kg, 5kg, 1kg plastic container



## APPLICATION PROCEDURE

### Surface preparation

The substrate should be clean, dry and free from dust, oil, grease, or any poorly adhering material (pic. 1)

### Surface priming

It is advisable to prime the surface with **Revinex**<sup>®</sup> diluted with water in ratio **Revinex**<sup>®</sup>:water-1:3, in order to seal any pores, fix the surface, and thus obtain stronger adhesion and higher coverage (pic. 2).

### Application

Stir the product thoroughly in its container. After priming, apply at least two layers of **Neorooft**<sup>®</sup> using a brush or a roller (pic. 3) each time applying in a vertical or different direction to that of the previous coat.

Dilute with 5-10% water for the first coat. Apply the second coat after 24 hours, without thinning. Follow the above directions for the third layer. In case of application over **Neotherm**<sup>®</sup> (pic. 4), apply **Neorooft**<sup>®</sup> (pic. 5) after 24 hours, without priming.

For demanding applications or when covering cracks wider than 2mm, **Neorooft**<sup>®</sup> may be reinforced with specially designed non-woven polyester reinforcement **Neotextile**<sup>®</sup> (pic 6). In such cases, at least three coats are required (pic 7).

It is recommended to insulate the vertical surfaces of roofs at least for 20-30cm (pic. 8) in order to create a continuous waterproofing membrane.

In case of application over asphalt membrane, apply 1-2 coats of primer **Revinex**<sup>®</sup> diluted with water in ratio **Revinex**<sup>®</sup>:water – 1:3, followed with at least 2 layers of **Neorooft**<sup>®</sup> coating.



## Neoroo® 2K

Smooth, elastic, 2-components, cementitious waterproofing system for roofs

It is specially designed to resist UV raise and low temperatures down to -20°C. It yields a smooth walkable surface.



## APPLICATION PROCEDURE

### Surface Preparation

Surfaces must be dry, clean from dust, dirt, greasy substances and be homogeneous (pic. 1). For corrosion protection of reinforcement that probably will arise, **Ferrorep®** is recommended (pic.2). Cavities or other imperfections must be repaired with **Neorep®** and **Revinex®** (pic. 3).

### Surface Priming

Before applying **Neoroo® 2K**, priming of surfaces is recommended. To prime the surfaces use **Revinex®** mixed with water in a ratio of 1:4. This way, we achieve a wet and stabilized substrate, on to which **Neoroo® 2K** we adhere excellently (pic. 4).

### Application of Neoroo® 2K

Gradually add the A component (solid) to the B (liquid) and mix with a low-rev stirrer (to avoid air entrapment) until it is homogeneous. Do not add water or other inert materials. If the partial application of the mixture is necessary, follow the mixing ratio (by weight) 75% A and 25%B. Apply the mixture without delay by brush, roller, spatula, preferably in 2 layers of 1 to 1,5mm thickness each, in order to obtain a final thickness of 2 to 3 mm (pic. 5). For thicker coatings and resistance to tearing, (e.g. at up-stands, cracks) use fiberglass mesh **Gavazzi® 0059-A** (pic. 6), between the 2 coatings, while the 1st is still wet (pic. 7). Never apply when rain is forecasted. Allow to dry between 5 and 8 days, before applying tiles or other coatings.

## PROPERTIES & ADVANTAGES

- ▶ Exhibits increased elasticity
- ▶ It is thermal resistant down to -20°C
- ▶ It is water vapor permeable
- ▶ Provides walkability and it is not affected by UV radiation
- ▶ Exhibits great resistance to walkable roofs, even with stagnant water
- ▶ It has smooth finish
- ▶ Environmentally friendly
- ▶ It bridges cracks, pores, joints of small width

## FIELDS OF APPLICATION


- ▶ Roofs made of concrete, cement boards, mosaic, cement slurries
- ▶ Rooftops with resistance at stagnant water

## TECHNICAL CHARACTERISTICS

- ▶ Mixing ratio (by weight): 2,5:1
- ▶ Colour of mixture: grey / off white
- ▶ Indicative consumption: 2-2,5 kg/m<sup>2</sup> for 2 layers
- ▶ Pot life: 45 minutes (25°C)
- ▶ Minimum application temperature: +5°C
- ▶ Drying time: 7 - 8 hours (25°C)

Note: low temperatures during application prolong the setting time, while high temperatures bring it down.

**Packing:** Set of 35 kg and 17,5 kg



# Neeroof® Nordic

## Hybrid waterproofing coating for roofs (UV curable)

Hybrid waterproofing coating for roofs, in terracotta shade, for colder climates, with resistance to extremely low temperatures down to -35°C. It forms a non-penetrating film against moisture.

NEW



### PROPERTIES & ADVANTAGES

- ▶ It is applied easily and dries into a smooth film that covers capillary cracks and provides total protection against moisture.
- ▶ **Neeroof® Nordic** has a UV cross-linking system incorporated, designed to give very good dirt pick-up resistance. After 2 days exposure to direct sunlight the film is no tacky even under high temperatures.
- ▶ It is not affected by adverse weather conditions and maintains its elasticity for temperatures down to -35°C, offering excellent impermeability to water.

### FIELDS OF APPLICATION

- ▶ Roofs made of concrete, cement boards, mosaic, cement slurries
- ▶ Rooftops with resistance to stagnant water
- ▶ Mineral bitumen membranes
- ▶ Metallic surfaces
- ▶ New or old polyurethane waterproofing layers
- ▶ Thermal-insulating polyurethane panels and polycarbonate panels
- ▶ Glass surfaces
- ▶ Galvanized metal sheets and bituminous membranes with aluminium sheet surface
- ▶ Over old roofing made of asbestos

(Upon some surfaces above, it is necessary to prime them with the appropriate each time primer, before **Neeroof® Nordic** application)

### TECHNICAL CHARACTERISTICS

- ▶ Appearance: viscous liquid-terracotta
- ▶ Density (ISO 8962): 1,31 g/cm<sup>3</sup>
- ▶ Coverage: 1,5-2 m<sup>2</sup>/kg for two coats (cementitious surface)
- ▶ Drying time: 2-3 h initially
- ▶ pH (ISO 1148): 8-9
- ▶ Dry to recoat: 24 h  
(low temperatures and high humidity prolong drying)

**Packing:** 15 kg and 5kg plastic containers

### APPLICATION PROCEDURE

#### Surface preparation

The substrate should be clean, dry and free from dust, oil, grease, or any poorly adhering material.

#### Surface priming

It is advisable to prime the surface with **Revinex®** diluted with water in ratio **Revinex®:water-1:3** up to 1:4, in order to seal any pores, fix the surface, and thus obtain stronger adhesion and higher coverage.

#### Application of Neeroof® Nordic

Stir the product thoroughly in its container. After priming, apply at least two layers of **Neeroof® Nordic** using a brush or a roller, each time working the material in a vertical or different direction to that of the previous coat. Dilute with 5% water for the first coat. Apply the second coat after 24 hours, without thinning. Follow the above directions to the third layer.

In case of application over bitumen membranes with gravel stone, apply 1-2 coats of primer **Revinex®** diluted with water in a ratio of **Revinex®: water – 1:3**. Then apply at least 2 layers of coating **Neeroof® Nordic**.





# WATERPROOFING OF UNDERGROUND WALLS

## EXTERIOR WATERPROOFING OF UNDERGROUND WALLS

### Neopress® & Revinex®

#### Pre-mixed mortar of crystalline action, based on cement for the construction of waterproof coatings

Brushable cementitious 2-component waterproofing system (5:1), for the creation of waterproofing coatings. It is advised to add **Revinex®** (up to 20%). It shows remarkable resistance to positive and negative hydrostatic pressure.



#### PROPERTIES & ADVANTAGES

- ▶ Fills and seals the pores of the surface and thus offers total impermeability to water and protection against corrosion
- ▶ Resistant to positive and negative hydrostatic pressure and bridges cracks and cavities
- ▶ For applications that demand very high water impermeability (e.g. water tanks), it is suggested to add **Revinex®** up to 20%, which offers increased elasticity and durability in time.
- ▶ **Neopress®** has been shown to provide excellent durability and impermeability to water (EN 934-3)
- ▶ Long shelf life thanks to plastic packing

#### FIELDS OF APPLICATION

- ▶ Waterproof coatings of underground rooms and basements, tunnels, walls, water tanks, wells, jardinières
- ▶ Concrete, mortar, bricks, concrete blocks, mosaic

#### TECHNICAL CHARACTERISTICS

- ▶ Tensile strength: 3,63 MPa (28 days DIN 53504)
- ▶ Elongation at break: 3,13% (28 days DIN 53504\*)
- ▶ Compressive strength at 28 days (EN 1015-11): 32,13 Mpa
- ▶ Resistance to penetration (EN 1015-9): 12,76 MPa
- ▶ Water penetration (EN 1015-8): 0,4kg/m<sup>2</sup> min 0,5 (class W1)
- ▶ Adhesive strength (EN 1015-12): 0,4N/mm<sup>2</sup> (class FPa)
- ▶ Density: 1,30 g/cm<sup>3</sup> (for grey colour)  
1,24 g/cm<sup>3</sup> (for white colour)
- ▶ Admixture colour: white and grey
- ▶ Consumption: 2 kg/m<sup>2</sup> (for 2 layers)

\* Enriched with **Revinex®**

#### Packing:

**Neopress®** in plastic container of 25kg,

**Revinex®** in tin containers of 5kg



#### APPLICATION PROCEDURE

##### Surface preparation and priming

The substrate should be clean, free from dust, greasy or oily substances, poorly adhering material, and should be sufficiently damp. For anticorrosive protection of the reinforcement, apply **Ferrorep®** (pic. 1). The surfaces should be wet or even better be primed with a mixture of **Revinex** + water 1:1 (pic. 2). Cavities or other imperfections must be repaired with **Neorep®** (pic.3).

##### Application of Neopress®/Revinex®

Dilute 2,5 kg **Revinex®** with 2,5 kg water and gradually add 12,5 kg **Neopress®** under continuous and intense agitation with a mechanical stirrer until the slurry is homogeneous. Apply the mixture using a brush or roller without delays, at a thickness of 1 - 1,5mm for each layer (pic. 4). For thicker coatings and resistance to tearing, (e.g. at upstands, cracks) use fiberglass mesh **Gavazzi® 0059-A** (pic. 5), between the 2 coatings, while the 1st is still wet (pic. 6). In cases where negative pressure is high (such as basement interiors), prepare a priming layer by diluting **Neopress®** in water by 30%. Then apply two more layers as described above. In case of lower demands, when less **Revinex®** is needed, should keep the ratio 2.5:1 between solid-liquid, e.g. 1,5 kg **Revinex®** with 3,5 kg water and gradually add 12,5 kg **Neopress®** under continuous and intense agitation with a mechanical stirrer until the slurry is homogeneous. During the summer or whenever the weather is hot, it is advisable to dampen the coat after the application of the mortar to avoid dehydration and crack formation.





## INTERIOR WATERPROOFING OF UNDERGROUND WALLS

# Fondaproof®

### Brushable cementitious waterproofing system

Two-component brushable cementitious waterproofing system (25:7), for watertight coatings on underground rooms, walls, jardinières.



### PROPERTIES & ADVANTAGES

- ▶ Remarkable adhesion on most building surfaces
- ▶ Provides waterproofing and resistance to extreme environmental conditions
- ▶ Resists positive and negative hydrostatic pressure
- ▶ Enhanced abrasion resistance and thus produces dust-free coats
- ▶ It is economic and easy to apply even by non specialized personnel

### FIELDS OF APPLICATION

- ▶ Underground rooms, walls, jardinières
- ▶ Masonry surfaces, concrete, cement mortars, lime-cast, bricks, stonework, etc.
- ▶ It is applied easily on exterior walls, basement floors and foundations, retaining walls, bathrooms, wells, jardinières, tunnels etc. and surfaces under ceramic tiles.

### TECHNICAL CHARACTERISTICS

- ▶ Mixing ratio: A:B=25:7
- ▶ Admixture Colour: grey
- ▶ Drying time: 1-2 hours (20°C)
- ▶ Time of workability: 3 hours (20°C)
- ▶ Minimum application temperature: 8°C
- ▶ Consumption: 2-3 kg/m<sup>2</sup> for two layers

Packing: Set of 32kg

### APPLICATION PROCEDURE


#### Surface preparation and priming

The substrate should be clean, free from dust, oil, grease, or any poorly adhering material and moistened soon before application. Imperfections, holes, cavities, etc. should be repaired by using premixed mortar **Neorep®**. The use of component B as a primer in order to achieve stabilization is optional.

#### Application of Fondaproof

Add gradually component A (powder) to the liquid component B (pic 1, 2) and mix using a low speed mechanical mixer to avoid air being dragged into the mix. Keep stirring until a perfectly homogeneous mix is obtained (pic. 3). The junction of wall-floor is applied with **Fondaproof®** in two layers reinforced with fiberglass **Gavazzi® 0059-A** between the 2 layers (pic. 4, 5).

As soon as the mix is homogeneous, start applying it by using a brush, in two layers (pic. 6). The second layer should be applied vertically to the first one (pic. 7). For more coats, the use of fibreglass **Gavazzi® 0075-A** is recommended (pic. 8). **Fondaproof®** component A can be applied also as a single component with the addition of water only, in cases waterproofing demands are not high.



# WATERPROOFING OF FACADES

## WATERPROOFING OF VERTICAL SURFACES USING WATERPROOFING COATINGS WITH THERMAL INSULATING PROPERTIES

### Silatex® Reflect

Reflective, elastomeric waterproofing paint with heat insulating properties



#### PROPERTIES & ADVANTAGES

- ▶ It reduces the temperature of the exterior surface exposed to the sun and offers cool conditions at summer time
- ▶ Water vapor-permeable, allowing walls to breath. It retains its elasticity offering waterproofing for many years
- ▶ Interacts with UV and solar radiation, providing a tack-free surface, even at very high temperatures. As a result, it retains its reflective properties and the white shade for a long period of time.
- ▶ Covers capillary cracks and completely protects from moisture
- ▶ Resistant at temperatures down to -40°C
- ▶ Offers high coverage and spreading

#### TECHNICAL CHARACTERISTICS

- ▶ Appearance: White, viscous liquid
  - ▶ Specific Gravity: 1,36 g/cm<sup>3</sup>
  - ▶ Coverage: 5-5,5 m<sup>2</sup>/lt (two layers)
  - ▶ Touch dry: 3 hours (25°C)
  - ▶ Dry to recoat: 24 hours (25°C)
  - ▶ Solar Reflectance (SR%): 91% (400-750 nm)\*
  - ▶ Total Reflectance (SR%): 88 (300-2400 nm)\*
  - ▶ Solar Reflectance Index (SRI): 111 (ASTM E1980-01)
  - ▶ Infrared Emittance coefficient (ε): 0,86 (ASTM E408-71)
- \* (ASTM E 903-96), (ASTM G159-98)

- CRES- Laboratory for Energy Tests  
- University of Athens

**Packaging:** 3 lt and 11 lt plastic containers



#### APPLICATION PROCEDURE

##### Surface Preparation

Surfaces must be dry, clean from dust, dirt, greasy substances. Before the application, for stabilizing the surface, sealing all pores, enhancement of the adhesion and the materials' coverage, apply 1 coating of **Revinex®** diluted with water (Revinex:Water-1:3) or **Silatex® Primer** diluted 30% with **Solvent 1111**.

##### Application

**Silatex® Reflect** is applied after thorough stirring, in at least 2 coatings. Apply it with brush or roller. The first coating is diluted with water (5%). The second is applied after 24 hours, undiluted.



# Revinex® Flex 2006

## Elastic cementitious waterproofing system

Elastic cementitious 2-component system (2,4:1) for the creation of elastic watertight coatings on surfaces that undergo contractions-expansions or vibration.



### PROPERTIES & ADVANTAGES

- ▶ Offers high elasticity, impermeability and protection to every vertical or horizontal construction surface, that is subjected to vibrations, contractions – expansions or chemical substances
- ▶ Remarkable adhesion on numerous substrates, like concrete, cement slurries, bricks, metals, gypsum boards, polystyrene, mosaic and ceramic
- ▶ Certified for application at tanks with potable water
- ▶ Prevents metallic reinforcements corrosion, while enhances adhesion of cement on to the reinforcement
- ▶ Resistant at low temperatures and snow/frost melting
- ▶ Water vapor-permeable, protects from concrete carbonization
- ▶ Resistant to positive and negative hydrostatic pressure
- ▶ Economic and easy to apply, even from un-trained personnel
- ▶ Bridges cracks, pores and thin joints
- ▶ Protects from underground radon and chloride migration
- ▶ Environmentally friendly
- ▶ Compatible with previous waterproofing layers

### FIELDS OF APPLICATION

- ▶ Surfaces under tiles in swimming pools, balconies, rooms, bathrooms, kitchens
- ▶ Shafts, water tanks (also potable water), zardinieres, silos
- ▶ Underground surfaces of buildings, interior or exterior
- ▶ Tunnels and motorway bridges

### TECHNICAL CHARACTERISTICS

- ▶ Surpasses the requirements of EU Norm EN 934-3, table 3
- ▶ Compressive strength (EN 1015-11/99): 14,0Mpa
- ▶ Flexural strength (EN 1015-11/99): 4,1 Mpa
- ▶ Resistance to penetration (EN 1015-09): 18,43N/mm<sup>2</sup>
- ▶ Tensile strength (28 days DIN 53504\*): 9,61N/mm<sup>2</sup>
- ▶ Elongation at break (28 days DIN 53504): 16,8%
- ▶ Mixing ratio (By weight): 70%A-30%B or 2,4:1
- ▶ Color: grey
- ▶ Indicative consumption: 2-2,5kg/m<sup>2</sup> for 2 layers
- ▶ Pot life: 30'
- ▶ Minimum application temperature: +5°C
- ▶ Drying time of each layer: 8 - 10 h

Note: these times are prolonged by low temperatures and moisture, while shortened by higher ones.

\*with fiberglass mesh Gavazzi® 0059-A

Packing: Set of 34kg, 17kg and 7kg

### APPLICATION PROCEDURE

#### Surface preparation

Surfaces must be dry, clean from dust, dirt, greasy substances and homogeneous (pic. 1). Cavities or other imperfections must be repaired with Neorep® (and Revinex®).

#### Surface priming



Non-porous surfaces must be dry, while porous should be wet (until saturation), or even better be primed with a mixture of Revinex® + water (ratio 1:1), removing the excess water before application.

#### Application of Revinex® Flex 2006

Gradually add the A component (solid) to the B (liquid) and mix with a low-rev stirrer (to avoid air entrapment) until it is homogeneous. Do not add water or other inert materials. If the partial application of the mixture is necessary, follow the mixing ratio of 70%A and 30% B.

#### Application

Apply the mixture without delay by brush, roller, spatula, preferably in 2 layers of 1 to 1,5mm thickness each (pic. 2). For thicker coatings and resistance to tearing, (e.g. at upstands, cracks) use fiberglass mesh Gavazzi® 0059-A (pic. 3), between the 2 coatings, while the 1st is still wet (pic. 4). Never apply when rain is forecasted. Allow Revinex® Flex 2006 to dry between 5 and 8 days, before applying tiles or other coatings (pic. 5).





# AUXILIARY PRODUCTS



## Revinex®

Multi-purpose co-polymeric emulsion. The product has been specially designed to enhance the properties of cement mortars. Thanks to its consistent quality, its effectiveness and its total compatibility with cements, extenders and aggregates, **Revinex®** continues its successful service in the international market for more than 40 years.

**Dosage:** 1-10kg per cement bag 50kg according to application field and required final properties

**Packing:** 1kg, 5kg and 18kg tin containers and 200kg drums



## Neotherm®

High quality thermal insulating material for roofs and facades under waterproofing coatings **Neorooftm®** and **Silatex® Reflect**

**Dosage:** 1,5-2 m<sup>2</sup>/lt for two layers

**Packing:** 10L and 3L in plastic containers



## Neotextile®

Non-woven polyester reinforcement 60gr/m<sup>2</sup> suitable for reinforcement of coatings. It does not require great consumption of coatings for its impregnation. Specially recommended for covering cracks and upstands.

**Packing:** Rolls of 300m, 100m, 50m x 1,08m



## Ferrorep®

Cement based anticorrosive coating for steel reinforcement of concrete elements. Strong bonding old to new concrete. Very strong adhesion on metals. Durability against extreme weather conditions.

**Consumption:** 50-70 gr per linear meter of reinforcement element for 2 layers of total thickness of 1mm

**Packing:** 20kg, 4kg, 1kg plastic containers



## Neorep®

High strength fibre reinforced non-shrinking cementitious mortar for repair jobs on concrete elements.

**Packing:** 25kg carton bags and 5kg plastic containers



## Neocret®

NEW

High strength cementitious mortar for repair jobs on concrete.

**Consumption of fresh mix:** 1,8 Kg/m<sup>2</sup>/mm

**Packing:** 25kg carton bags and 5kg plastic containers



## Gavazzi® 0059-A

Alkaline-resistant fiber glass mesh 61gr/m<sup>2</sup> with mesh width 2,7 x 2,7 mm.

**Applications:** coatings, cementitious waterproofing systems. Doesn't rot or rust over time and it is easily applied due to significantly lower weight and its flexibility.

**Packing:** Rolls of 50x1m



## Gavazzi® 0075-A

Alkaline-resistant fiber glass mesh 90gr/m<sup>2</sup> with mesh width 4,0 x 5,0 mm. Applications: coatings, cementitious waterproofing systems and mortars.

**Applications:** coatings, cementitious waterproofing systems.

**Packing:** Rolls of 50x1m

# OTHER WATERPROOFING PRODUCTS

## Waterproofing




### Neotex® Silimper

Waterproofing silicone-based impregnating material for the protection of exterior surfaces of buildings. Suitable for vertical (or inclined) porous building surfaces, such as concrete, plasters and renderings, asbestos cement, limestone, brick, roof tiles, marble, stone with continuous surface (i.e. without cracks).

**Coverage:** 3-5 m<sup>2</sup>/kg

**Packing:** 1kg, 4kg and 17kg tin cans



### Betofix® Waterstop

Durable solvent-based paint for the protection of moist surfaces made of mortars or concrete, in basements, walls and air-conditioned rooms where the presence of moisture is obvious.

Diluted with **Thinner 1111**.

**Coverage:** 2 m<sup>2</sup>/kg for 2 layers

**Packing:** 1kg, 5kg and 14kg tin cans



### Neoproof®

Water-based elastomeric compound with exceptional elasticity (>500%) for interior use. Suitable for water tanks, jardinières or floors that will be covered with tiles, bathrooms, kitchens, gypsum boards, underground walls, basements beneath ground level, water barrier or vapour barrier before the placement of thermo-sound insulation plates.

**Colors:** Gray & beige.

**Coverage:** 1 m<sup>2</sup>/kg for 2 layers

**Packing:** 1kg, 5kg and 22kg plastic containers

## Thermal Insulation



### Depron® 6mm & 3mm

Innovative thermal insulating sheets of extruded polystyrene hard foam, of low thickness 3 or 6mm, without CFC (freon). Can be painted with a premium quality interior water-based paint, or covered with ready to use mortar **Deplast®**.

**Dimensions:** 1,25 x 0,80m

## Sealing - Bonding



### Neostop®

Extremely fast-setting fixing cement for instant sealing of water-leaking or moist spots.

**Packing:** 5kg plastic containers



### Neotex® PU Joint

Polyurethane elastomer, suitable for sealing joints & openings in concrete, glass, anodized aluminum, wood, etc.

**Coverage per 600ml sausage:**

6m joint 10 x 10mm / 24m joint 5mm x 5mm

**Packing:** 600ml



### Epoxol® Putty

Two-component bonding-sealing system based on epoxy resins & hardener. Applied in cases that demand resistance to thermal and mechanical stress, corrosive agents and impermeability to water. Strong bonding of metals, concrete, wood, ceramics, building materials, heat insulating tiles, polyester, hard plastics (e.g. PVC), etc. Bonding aluminium, copper, iron, other metals & alloys, porcelain, PVC piping, as well as for fixing tank tiles or flooring that is in contact with water or solutions of chemicals. Repairing damages on cars, yachts, boats, fuel tanks, sewage piping, and can be reinforced with glass (Fiberglass), carbon (Carbon Fiber), and aramide (Kevlar) fibres. Electrical and electronic applications (as a matrix or a sealant)

**Packing:** Set of 20kg, 6kg, 1kg



### Jointex®

Elastomeric acrylic mastic for sealing joints and openings. Joints in concrete, glass, roof tiles, anodized aluminum, wood, etc. Maintains its elasticity in a wide range of temperatures. Shows very good adhesion to many substrates. Can be recoated with any water-based paint, resistant to weathering and ultraviolet radiation. Stable in areas with industrial atmosphere & fumes. Resistant to exceedingly diluted acids, bases and detergents.

**Colors:** White and terracota

**Packing:** 15kg plastic containers (white),

5kg and 1kg plastic containers (white and terracota)

## Indicative applications of NEOTEX® waterproofing systems



Bank of Georgia, Tbilisi, Georgia



New Urban Planning Building,  
Nicosia, Cyprus



Taneco Oil Refinery, Kazan, Tatarstan



Attiko Metro stations, Athens, Greece



Volgograd Shipping Lock, Russia



Stadium Qemal Stafa, Tirana, Albania



Kempinski Hotel, Sofia, Bulgaria



Turkish Mall, Tbilisi, Georgia



Waterland Aquatic Park,  
Thessaloniki, Greece



Ostankino TV Tower, Moscow, Russia



Square Nine Hotel, Belgrade, Serbia



Residential-Building, Bucharest, Romania




## WATERPROOFING & INSULATION

Field of application	Cementitious Waterproofing Systems				Insulation & Energy Saving			Waterproofing Coatings			Repairing Materials				
	Neoroo® 2K	Revinex® Flex 2006	Neopress® & Revinex®	Fondaproof®	Depron®	Neotherm®	Neoroo®	Silatex® Reflect	Neoroo® Nordic	Betofix® Waterstop	Neotex® Silimper	Neostop®	Epoxol® Putty	Jointex®	Neotex® PU-Joint
Roofing	✓	Under tiles applications				Under hybrid waterproofing coating. Neoroo®, Silatex® Reflect	Resistant to stagnant water and adverse weather temperatures and UV		✓					For cracks and joints	For joints and openings up to 5cm
Thermal insulation					✓	✓	High reflection & emittance								
Bathroom & kitchens		✓	✓	✓	✓				Recommended after Revinex® Flex 2006		✓	✓	✓	✓	✓
Interior walls		✓	✓	✓	✓				Recommended after Revinex® Flex 2006		✓	✓	✓	✓	✓
Underground		✓	✓	✓	✓						✓	✓	✓	✓	✓
Jardinières		✓	✓	✓	✓										
Tanks		Certified for drinks water	✓								✓	✓	✓		
Pools		Before epoxy painting or ceramic tiles	✓	✓							✓	✓	✓		
Balconies	✓	Resistant to vibrations. Under ceramic tiles						✓	✓					✓	✓
Porous materials (bricks, stones etc)		✓						✓	✓	✓		✓	✓	✓	✓
Exterior walls				✓	Applied on facades and coated with Silatex® Reflect	Applied on facades and coated with Silatex® Reflect		Covers capillary cracks. Combined with Neotherm® provides waterproofing and thermal insulation together			✓	✓		In terracotta colour	Can be over-painted with water-based paints
Metallic surfaces		✓				✓	✓	✓				✓	✓		✓

*Your confidence...  
is not a coincidence!*

PhotoGraphics.gr



**ATHENS:** B. Moira str., 19600 Industrial Area Mandra Attikis, Greece, Tel. +30 210 5557579, Fax: +30 210 5558482

**THESSALONIKI:** 10th km N.R Thessalonikis-Poligirou, 57001, Thermi Thessaloniki, Greece, Tel.:+30 2310 467275, FAX: +30 2310 463442

www.neotex.eu • e-mail: export@neotex.gr

Ver. 1 - March 2012

**FLOOR PROTECTION - WATERPROOFING - ADMIXTURES - REPAIRING - ENERGY SAVING**